

# DECODING STRATEGIES POSTERS

## Chunk The Word

Break the word into smaller chunks  
and then put them together.

Look for smaller words inside bigger  
words.

**mon-key**



## Use Picture Clues

Look at the picture to give you a  
clue about the word.

The boy likes to  
**swim**.



## Sound It Out

Stretch out the word. Make each  
sound in the word as you read it.

The **k-a-n-g-a-r-o-o**  
**hops**.



# TERMS OF USE

By purchasing this resource you are agreeing that the contents are the property of [Melissa Freeman: The Teaching Rabbit](#) and licensed to you for personal and single classroom use only.

## YOU MAY:

- make copies for yourself and your classroom
- share it digitally if needed with **your own students only** on a password protected site

## YOU MAY NOT:

- claim this work as your own, alter the files in any way, or remove the copyright on each page
- share this product or any part of it on the Internet as a download or copy (except for on a password protected site with your own students)
- make copies of purchased items for others (Please purchase an additional license for use with more than one classroom or direct interested parties to my store. Thanks!)

Melissa Freeman  
The Teaching Rabbit  
[melissa@theteachingrabbit.com](mailto:melissa@theteachingrabbit.com)



## CLIP ART & FONTS BY:




<http://www.teacherspayteachers.com/Store/Teachers-Clipart>

# Chunk The Word

Break the word into smaller chunks  
and then put them together.

Look for smaller words inside bigger  
words.

**mon-key**



# Make the Beginning Sound

Say the first letter sound  
in the word




**a**nimal

# Skip and Return

Skip the word and finish reading the sentence. Try reading it again with a word that makes sense.

**We saw a chick at the farm.**



# Use Picture Clues

Look at the picture to give you a clue about the word.

**The boy likes to**  
**swim.**



# Sound It Out


Stretch out the word. Make each sound in the word as you read it.

The **k-a-n-g-a-r-o-o**  
**hops.**



# Cover Part of the Word

Cover part of the word with your hand. Read the part you can see first and then try to read the next part.

The **umb**  **is green.**





# Ask yourself if it makes sense

Read the word in the sentence. If it doesn't make sense, try reading the sentence again with another word that makes sense.

The **trumpet** makes a  
loud sound.



# Try the other sound the vowel makes

Read the word using the short vowel sound and if it doesn't make sense, try it using the long vowel sound.

The **tape** is sticky.



# You may also be interested in these Reading Comprehension resources:

